



ELSEVIER



Volume 15, Issue 4, August 2021
ISSN 1751-9913

primary
care
diabetes

Official Journal of Primary Care Diabetes Europe



Available online at www.sciencedirect.com
ScienceDirect



DOI: <https://doi.org/10.1016/j.pcd.2021.07.008>

Review

Influence of COVID-19 pandemic and related quarantine procedures on metabolic risk

Soo Lim^a, Alice Pik-Shan Kong^{b,*}, Jaakko Tuomilehto^{c,d,e,**}

^a Department of Internal Medicine, Seoul National University Bundang Hospital, Seoul National University College of Medicine, Seongnam, Republic of Korea

^b Department of Medicine and Therapeutics, The Chinese University of Hong Kong, Hong Kong

^c Department of Public Health, University of Helsinki, Helsinki, Finland

^d Public Health Promotion Unit, Finnish Institute for Health and Welfare, Helsinki, Finland

^e Diabetes Research Group, King Abdulaziz University, Jeddah, Saudi Arabia

1. Introduction

SARS-CoV-2 induces **mild symptoms** in the early stage but has the risk of progression to severe illness, including an **acute respiratory distress syndrome**, and **multi organ failure**.

Risk factors for fatal and other serious outcomes of COVID-19

Old age

Obesity

Diabetes mellitus (DM)

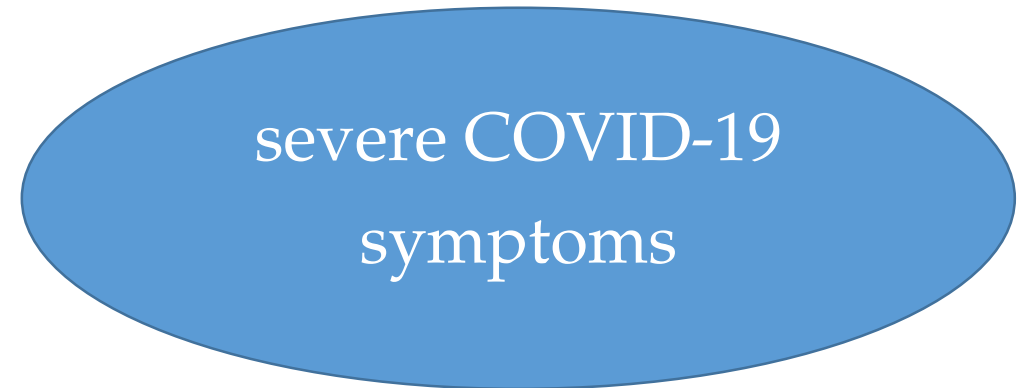
Cardiovascular disease (CVD)

Hypertension

Metabolic syndrome

From a meta-analysis including 41 studies involving 21,060 individuals infected with COVID-19

- Male gender
- Advanced age
- Smoking history
- Obesity
- DM
- Hypertension
- Cancer
- Coronary heart disease
- Chronic liver disease
- Chronic obstructive pulmonary disease (COPD)
- Chronic kidney disease



Elevated Blood Glucose
level

SARS-CoV-2
Replication

High glucose concentration

Metabolic derangement induces host immune dysregulation and pro-inflammatory milieu, leading to increased severity and mortality in COVID-19 due to **vasculopathy, coagulopathy, and thrombosis**.

serious course of
COVID-19

Another meta-analysis including 7 studies, there was no significant association found between DM and severe COVID .

- Older age
- Dyspnea
- COPD
- CVD
- HT



**predictive factors of severe
COVID**

2. Impact of COVID-19 and related quarantine procedures on metabolic risk

Quarantine

**closure of exercise
facilities**

movement restriction

**Shutting down Sports
Centers**

**suspending school
attendance**

**refrain from going
outside unnecessarily**

**keep 1–2 m distance
from others**

**Adverse Effect
on
Metabolic
control**

**Negative
influence on
lifestyle
and behaviors**

A recent study published in Primary Care Diabetes investigated the impact of **prolonged COVID-19 lockdown** on metabolic parameters in patients with **DM** and **healthy individuals** in Turkey with the study participants in their **fifties** and being either **over weight** or **obese**.

Increase in body weight more in DM than non-DM groups
(1.91 ± 5.48 kg vs 0.54 ± 0.95 kg, $p > 0.05$)

Increase in waist circumference was more in DM compared with non-DM participants (1.20 ± 2.38 cm vs 0.03 ± 0.46 cm, $p < 0.05$).

HbA1c was found to have increased more in people with DM compared to non-DM counterparts
($0.71 \pm 1.35\%$ vs $0.02 \pm 0.19\%$, $p < 0.05$).

Serum LDL-cholesterol and triglycerides also increased in the DM group (7.6 ± 34.3 mg/dl and 58.2 ± 133.5 mg/dl, $p < 0.05$) whereas non-significantly decreased in non-DM group (-3.5 ± 14.5 mg/dl and -6.5 ± 41.8 mg/dl), respectively.

In South Korea using data from 1485 patients (mean age of 61.8 ± 11.7 years) who attended a tertiary hospital at least twice a year in the past four years.

Changes in **metabolic parameters** from the COVID-19 pandemic (**2019–2020**) were compared with the same time points during the previous seasons of **2016–2019**.

The lipid profiles worsened in the pandemic period compared with the previous years

The overall rate of metabolic syndrome increased significantly by 21% compared with the period in 2018–2019.

BMI increased by 0.09 ± 1.16 kg/m² in the 2019–2020 pandemic period, whereas it decreased by -0.39 ± 3.03 kg/m² in 2018–2019 and by -0.34 ± 2.18 kg/m² in 2017–2018 (both $p < 0.05$).

Systolic blood pressure increased by 2.6 ± 18.2 mmHg in the COVID-19 pandemic period, while it decreased in the three antecedent seasons ($p < 0.05$ for the COVID-19 period vs all previous periods).

In a short-term observational study in the **Netherlands**, 435 people with DM (280 type 1 DM and 155 type 2 DM) HbA1c 8–11 weeks after the start of lockdown measures compared to before showed no deterioration of glycemic control but increase in perceived stress and anxiety, weight gain and less exercise.

In a retrospective study in **Italy** (128 type 2 DM) investigating the effect of lockdown (9 March 2020 to 18 May 2020), there was significant increase in body mass index, fasting plasma glucose and HbA1c with insulin therapy being the only significant predictor of worsening of HbA1c.

- In **Italy** including 304 type 2 DM with mean age of 69 years, home confinement related to COVID-19 lockdown did not exert any significant impact on fasting plasma glucose and HbA1C.
- According to the results of 110 type 2 DM from **India** also did not show any significant changes in body weight and HbA1c
- From a study in **Japan** involving review of electronic medical records in 1009 type 2 DM between January 2019 and August 2020 through comparison of HbA1c before and after COVID-19 outbreak, HbA1C significantly increased from 7.45% to 7.53% even though there was no policy of national lockdown during the period.
- From another study in **Japan** which was a cross-sectional, retrospective cohort study with 203 type 2 DM included, it was reported that stress and lifestyle changes related to COVID-19 pandemic were linked with increased body weight and HbA1C.

Decrease in physical activity

Social distancing

Telecommuting

Remote classes

Working from home

**Closure of exercise
facilities**

**Reduce
physical
activity**

Physical Distancing
Does not
Equal to
Physical Inactivity

- According to a mobile big data, because of the social distancing policy, personal movement of the general public in South Korea decreased by 38.1% in the 4th week of the COVID-19 outbreak (February 24–March 1, 2020), compared with the period before a confirmed COVID-19 case was identified (January 9–22, 2020).
- A recent self-reporting survey showed that people spent more time at home and gained weight during the COVID-19 pandemic.
- It has been reported that decreased physical activities related to the COVID-19 pandemic contributed to aggravation in insulin resistance and increase in body weight

The influence of COVID-19 on physical activity may vary in different countries.

In **Finland**, a less densely populated country, a lot of outdoor activities such as trekking, cross-country skiing, and gardening have increased significantly, because these can be done with a distance from others and the country did not have a complete lockdown albeit many restrictions related to indoor activities were introduced.

From a survey done among parents in the **United States(US)**, it is evident that equitable access to outdoor spaces and play equipment generally support children's physical activity during shelter-in-place mandate due to COVID-19 epidemic.

A decrease in outdoor activities and an increase in time spent using the internet and social network services, playing online games ,and watching television may also result in a harmful impact on their eating habit.

An international online survey, which was intended to investigate the behavioral and lifestyle consequences of COVID-19 restrictions, reported that the COVID-19 related home confinement had resulted in an unfavorable effect on physical activity and food consumption pattern .

Preventive measures against the COVID-19 outbreak may aggravate a sedentary lifestyle and unhealthy diet among the general public. In fact, according to the Community Mobility Reports released by Google (<https://www.google.com/covid19/mobility/?hl=en-GB>), the people's moving trends are decreasing in many countries during the COVID-19 pandemic.

Changes in to unfavorable diet pattern

Home exercise
training

Healthy food

Staying at home and school closures, may limit
people's access to healthy food

- Based on the data obtained from the delivery apps in Korea, the number of food deliveries increased by 11% during February 1–16, compared with January 6–21, after the COVID-19 spread across the country (<https://pulsenews.co.kr/view.php?sc=30800022&year=2020&no=176494>).

- In general, fast foods such as pizza, fried chicken, French fries, and sugar sweetened beverages are popular delivery foods.

These foods are metabolically unhealthy compared to homemade fresh foods .

The increasing consumption of these foods increases energy density and high glycemic load , resulting in obesity, DM and metabolic syndrome.

- Schools in many countries have been closed for several months. Under this situation, no access to school lunch and lack of supervision from teachers and parents (who are often working) for their food choices and dietary habits is another factor to consider.

- In some countries such as Finland, school kitchens provide takeaway food for pupils during distance-learning.

- The impact resulted from the differences in practice and policy among different countries worldwide remain to be examined.

Changes in mental health: stress and depression

- Many people have been psychologically distressed due to a fear of infection or dying, and such distress can induce systemic inflammation.
- Limited access to exercise facilities and disruption of human relationships increase psychological stress, which can lead to elevations in blood pressure and dysregulation of glucose metabolism by releasing stress-related hormones such as cortisol and catecholamines.
- The sympathetic system is activated with increased levels of catecholamines after catastrophic events, which influences the cardiovascular system negatively .
- In metabolic dysregulated status, the renin–angiotensin-aldosterone system is also activated inappropriately, which leads to increased production of angiotensin II and elevated plasma renin activity, which in turn contributes to increasing blood pressure and deteriorating glucose metabolism.

- A recent study reported that prevalence of depression symptoms in US adults was more than three times higher during COVID-19 compared with before the COVID-19 pandemic.

- People with lower economic resources and insufficient social support reported a greater burden of depression symptoms.

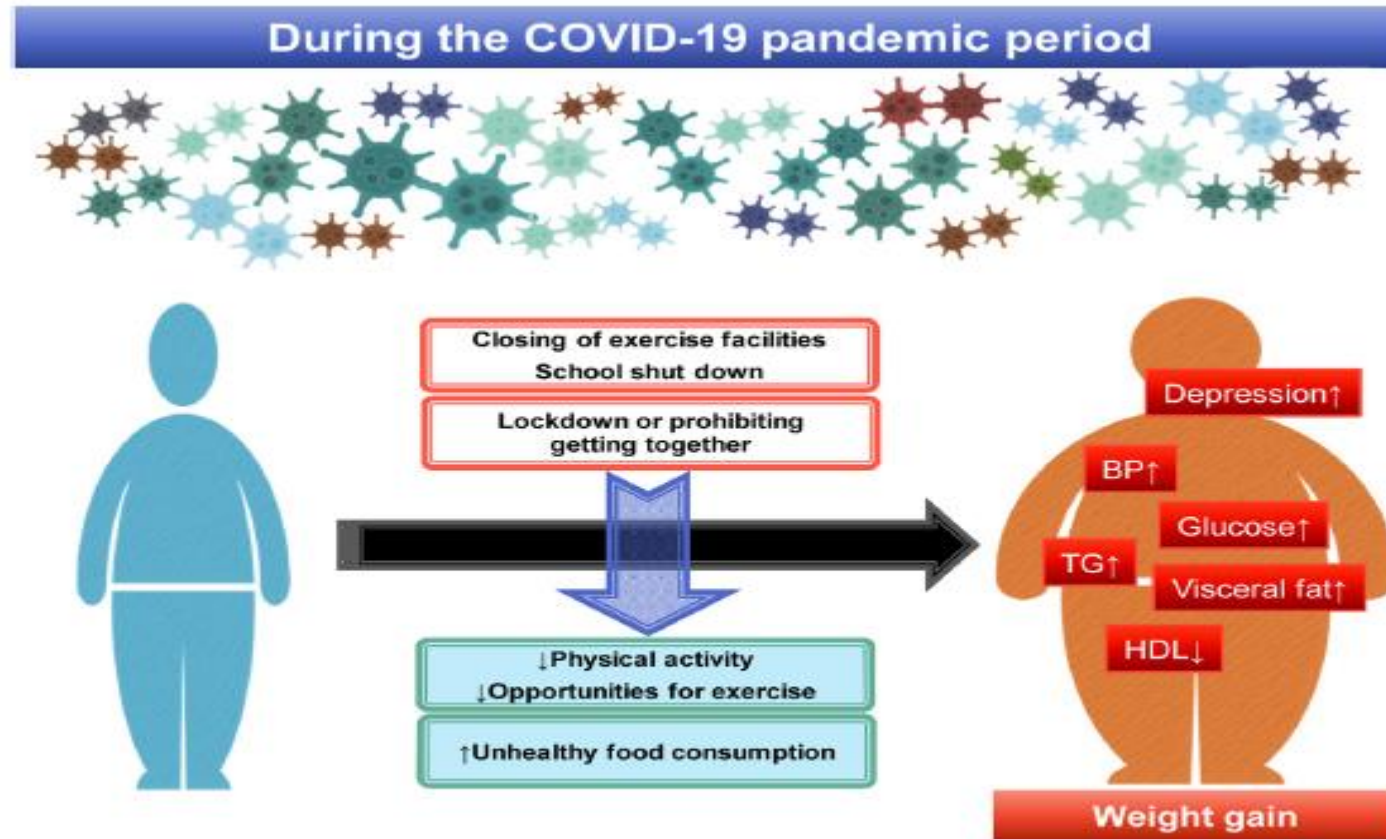


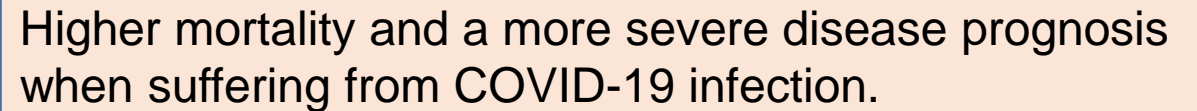
Fig. 1. Impact of COVID-19 pandemic and related quarantine procedures on metabolic and mental health. Abbreviations: BP, blood pressure; HDL, high-density lipoprotein cholesterol; TG, triglycerides.

3. Diagnosis of diabetes and non-diabetic hyperglycemia in patients with COVID-19

large proportion of people with type 2 DM are unrecognized in the population and in patients with severe disease such as CVD .



Newly diagnosed DM



Higher mortality and a more severe disease prognosis when suffering from COVID-19 infection.

- In China, mortality was increased 10-fold in people **newly diagnosed DM** while those with preexisting DM had only a 5-fold risk of death.
- Compared to patients with normal glucose, those with impaired fasting glucose also developed more severe primary composite end-point events; 5% and 18%, respectively.
- **Prediabetes** is associated with serious outcomes of COVID-19
- Among COVID-19 patients in US, 42% of those with **newly diagnosed DM** died during hospitalization compared to 15% of those with pre-existing DM.

Satish et al. recommended that :

Clinicians need to be aware of these issues and should screen all COVID-19 patients with blood glucose and HbA1c at the time of admission, irrespective of their prior DM history, and closely monitor their glycemia status

Optimal glycemic control is crucial in the COVID-19 era and improves prognosis.

Management of patients with diabetes and COVID-19 is challenging.

Prevention and treatment strategies are urgently required to decrease morbidity and mortality in this high-risk population

- People diagnosed with COVID-19 not admitted to hospital should assess their own DM risk using existing non-laboratory DM risk scores and if the risk is elevated consult their primary care clinics to have glycemia testing done.
- OGTT is known to be the most sensitive method to identify undiagnosed DM and the only way to detect impaired glucose tolerance and recommended by WHO as gold standard .
- For very high-risk people such as those with COVID-19 it is important to apply the most sensitive method, similarly, as recommended in people with CVD.

4. Practical Consideration

- Healthcare providers should pay special attention on at-risk individuals in order to prevent future adverse cardiovascular events.
- To combat COVID-19 and its related quarantine procedures, governments and authorized medical societies must work together to promote regular exercises, healthy eating, and mental health promotion activities during this difficult period.
- Social media or web-based programs can provide convenient tools to guide people in achieving healthy lifestyle albeit the restricts imposed by COVID-19. Active counseling to help people coping with barriers against healthier lifestyles would be helpful in this critical situation.
- Unfortunately, many resources in primary health care have been restricted due to the COVID-19 pandemic and new technology such as telemedicine may shed light on improving support to patients.

5. Conclusion

- COVID-19 pandemic and its preventive measures impact negatively on metabolic profiles in a huge number of people worldwide.

**Decreased physical activity
and
Unhealthy dietary patterns**

- More studies including **socioeconomic factors, degree of quarantine measures** and **its adherence** are warranted to identify the long-term influence of these procedures on metabolic profile.
- Individuals **at high metabolic risk** are more vulnerable to SARS-CoV-2 infection and have an increased **morbidity and mortality** rates compared with those without.

- During the COVID-19 pandemic and associated preventive procedures, nationwide strategies to maintain cardiometabolic health are necessary.
- Promotional activities on doing regular physical activity and consuming healthy food are strongly recommended to mitigate the unfavorable impact of COVID-19 and the related quarantine protocol on metabolic risks
- The role of primary health care workers for diabetes prevention and care is pivotal in management of people with DM, as well as those at risk of DM.
- Identification of previously undiagnosed DM and prediabetes among people with COVID-19 infection is essential.
- It is of utmost importance to be vigilant to evaluate the long-term impact on care practices worldwide after the pandemic is over.



Sedentary lifestyle



Home training



Delivered fast food



Consuming healthy food

Fig. 2. Recommendations for healthy lifestyle during COVID-19 pandemic.